

**深圳市兆驰股份有限公司**  
**Shenzhen MTC Co., Ltd.**

**2015 年半年度报告**

**002429**

**2015 8 25**



.....	2
.....	7
.....	9
.....	11
.....	34
.....	47
.....	51
.....	52
.....	54
.....	154

ODM		(Original Design Manufacture)
		(CRT ) (VCD DVD) MP3

		ODM				"	"
				2015	3	1	
		2,030	12%				
18.5	12%						
			39.76%				
				2015			10



			002429
	Shenzhen MTC Co.,ltd		
	MTC		

	3069	A 32
	0755-33345613	
	0755-33345607	
	ls@szmtc.com.cn	

1

□ √

2014

2

□ √

2014

**3**

□ √

2014



□ √

	2,640,709,446.28	3,366,113,516.62	-21.55%
	269,525,961.28	282,700,587.77	-4.66%
	228,641,673.60	292,048,576.44	-21.71%
	-631,398,060.09	423,712,877.23	-249.02%
/	0.1683	0.1764	-4.59%
/	0.1683	0.1764	-4.59%
	5.83%	7.13%	1.3
	8,441,396,862.67	6,896,422,100.92	22.40%
	4,713,662,676.43	4,486,220,475.35	5.07%

**1**

□ √

**2**

□ √

√ □

	-796,642.66	
	12,393,803.78	
	3,857,539.46	
	31,862,784.74	
	1,408,453.44	
	7,841,651.08	
	40,884,287.68	--

1 —  
1 —

√ □

	97,775,627.47	1 “ + + ”
		2 “ + + ” 2011
		3
	14,426,992.71	2000 25 2000 577 17% 14% 3%

2015	264,070.94	21.55%	26,952.60
4.66%	ODM	" + + "	

	2,640,709,446.28	3,366,113,516.62	-21.55%	
	2,328,483,235.01	2,870,535,668.91	-18.88%	
	74,903,867.81	80,455,107.24	-6.90%	
	62,320,995.93	87,109,187.49	-28.46%	
	12,405,295.86	-11,908,031.68	204.18%	
	50,397,756.64	45,688,216.41	10.31%	25%
	82,632,511.16	107,419,414.54	-23.07%	
	-631,398,060.09	423,712,877.23	-249.02%	
	-707,202,395.57	-217,920,746.37	-224.52%	

	1,277,780,466.65	-597,895,808.87	313.71%	
	-43,700,208.99	-375,897,961.41	88.37%	
	14,546,656.44	25,208,087.04	-42.29%	
	-10,620,132.09	27,751,385.40	-138.27%	
	31,862,784.74	-20,890,331.85	252.52%	DF
	101,633,166.93	31,033,035.04	227.50%	

□ √

□ √

	2,570,770,230.49	2,280,842,714.05	11.28%	-20.88%	-18.15%	-2.95%
	1,802,612,719.92	1,593,771,974.52	11.59%	-29.43%	-28.20%	-1.51%
	372,218,244.80	326,544,694.24	12.27%	27.70%	41.26%	-8.42%
	3,743,024.33	2,777,149.34	25.80%	-74.45%	-76.16%	5.35%
LED	400,457,774.48	364,227,170.84	9.05%	27.99%	42.01%	-8.98%
MID	-8,261,533.04	-6,478,274.89	21.59%	-110.91%	-109.57%	11.04%

	1,548,528,202.64	1,365,737,762.74	11.80%	5.98%	13.24%	11.80%
	1,022,242,027.85	915,104,951.31	10.48%	-42.83%	-42.11%	10.48%

ODM

ODM

“

”

ODM

ODM

ODM

ODM

ODM

LED

,

ODM

ODM

LED

ERP

“ ”

1

1

3

A

**1**

**1**


√ □



240,000,000.00

500,000,000.00

-52.00%





				5,500	2015 05 22	2015 08 21		5,500		63.76	0	
				3,000				3,000		30.72	30.72	
				8,500				8,500		89.01	89.01	
				11,000				11,000		115.18	115.18	
				5,000				5,000		52.93	52.93	
				10,000				10,000		104.71	104.71	
				115,000	--	--	--	82,000		1,468.94	737.98	
				) 2015 02 13								
				) 2015 03 04								

		100,000,000.00	2014/03/20					—				
		100,000,000.00	2014/03/21					—				
		-100,000,000.00		2014/03/26				—				
		600,000,000.00	2014/04/04					—				
		-100,000,000.00		2014/04/11				—				
		-50,000,000.00		2014/04/14				—				
		-100,000,000.00		2014/04/21				—				
		-250,000,000.00		2014/04/25				—				
									3,092,245.02			



--	--	--	--	--	--	--

100,000,000.00	2015/05/21			
-200,000,000.00		2014/05/13	—	
-220,000,000.00		2014/05/15	—	
200,000,000.00	2014/05/16		—	
-150,000,000.00		2014/05/21	—	339,489.07
-50,000,000.00		2014/06/19	—	
210,000,000.00	2014/07/15		—	
-100,000,000.00		2014/07/17	—	89,020.99
-80,000,000.00		2014/07/17	—	
-30,000,000.00		2014/07/23		
160,000,000.00	2014/08/07		—	
-100,000,000.00		2014/08/13	—	289,040.22
-50,000,000.00		2014/08/28	—	
-10,000,000.00		2014/09/16	—	
30,000,000.00	2014/12/29		—	32,328.44
-30,000,000.00		2015/01/05	—	
100,000,000.00	2015/3/13		—	74,808.74
-100,000,000.00		2015/03/18	—	
95,000,000.00	2015/03/27			
150,000,000.00	2015/03/31			
				638,889.27
100,000,000.00		2015/04/09		
-200,000,000.00		2015/04/20		
-60,000,000.00		2015/04/20		
-50,000,000.00		2015/04/29		
100,000,000.00	2015/05/21			

		91,000,000.00	2014/05/07		5	—		
		-91,000,000.00		2014/05/13		—	56,903.02	
	—		—	—	—	—	—	—

" "

	100,000,000.00	2014/04/23	2016/04/23	2	18,800,000.00	9,400,972.22		2014-038
	50,000,000.00	2014/04/29	2015/04/29	Ab4	4,500,000.00	4,500,000.00	4,500,000.00	2014-040
	300,000,000.00	2014/04/29	2016/04/29	B2	55,800,000.00	27,900,000.00		2014-040
	50,000,000.00	2014/04/23	2016/04/23	.	10,000,000.00	5,657,534.25		2014-039
	100,000,000.00	2014/04/29	2015/04/29	. 65	9,300,000.00	9,317,416.64	9,317,416.64	2014-040
	40,100,000.00	2014/04/30	2016/02/20	7	6,898,847.95	3,089,732.46		2014-041
	200,000,000.00	2014/05/16	2015/01/15	. 25	18,600,000.00	12,433,972.60	12,433,972.60	2014-046/20 15-005

	150,000,000.00	2014/05/22	2015/04/17	• 38 26- 2	13,502,465.75	12,377,674.68	12,377,674.68		2014-047
	78,000,000.00	2014/06/09	2015/12/16	•	11,030,054.79	7,532,235.62			2014-050
	80,000,000.00	2014/06/20	2016/06/20	• XF1406	15,040,000.00	7,521,069.44			2014-052
	100,000,000.00	2014/07/18	2016/07/18	• -GD-1502	18,400,000.00	9,200,972.22			2014-059
	50,000,000.00	2014/07/11	2016/01/27	• -JD-9901	6,965,753.42	3,728,899.54	3,728,899.54		2014-059
	150,000,000.00	2014/07/11	2015/06/18	• 10 ( )	12,930,410.96	12,854,794.52	12,854,794.52		2014-059
	81,870,000.00	2014/07/18	2016/04/18	• 63	14,355,287.67	7,732,166.68			2014-059
	14,900,000.00	2014/07/23	2015/09/10	•	1,576,420.00	879,596.67			2014-069
	15,100,000.00	2014/07/25	2015/06/20	• 7 B1	1,255,989.04	1,267,407.12	1,267,407.12		2014-069
	5,000,000.00	2014/08/13	2014/08/20	328	5,564.06	5,564.06	5,564.06		2014-076
	50,000,000.00	2014/08/29	2016/08/29	•	9,200,000.00	0			2014-076
	50,000,000.00	2014/09/22	2015/11/01	•	5,104,109.59	3,489,333.33			2014-076
	50,000,000.00	2014/9/26	2015/4/29	• 65	2,650,684.93	2,658,393.25	2,658,393.25		2014-084

				A				
100,000,000.00	2014/10/10	2015/7/10		• 80	7,105,479.45	7,105,479.45	7,105,479.45	2014-084
50,000,000.00	2014/11/3	2015/5/18		•	2,443,287.67	2,447,222.22	2,447,222.22	2014-084
70,000,000.00	2014/11/4	2015/11/4		•	6,090,000.00	0		2014-084
200,000,000.00	2015/1/21	2017/1/21		• 26 •	40,054,794.52	8,494,672.75		2015-006
180,000,000.00	2015/3/20	2016/3/20		5	16,244,383.56	0		2015-018
90,700,000.00	2015/4/3	2017/4/3		•	18,164,849.32	0		2015-028
100,000,000.00	2015/4/17	2016/4/17			8,523,287.67	1,491,369.86		2015-028
100,000,000.00	2015/4/17	2017/4/17			20,027,397.26	1,754,383.56		2015-028
17,000,000.00	2015/4/20	2016/4/18		• 63	1,585,331.51	0		2015-031
50,000,000.00	2015/4/23	2017/4/23		• 1	9,813,424.66	1,221,643.84		2015-031
10,000,000.00	2015/4/23	2016/4/23		• 5 -3	852,328.77	123,424.66		2015-031
150,000,000.00	2015/4/24	2017/4/24		9	28,539,041.10	0		2015-031
37,650,000.00	2015/5/8	2016/11/7		•	4,879,027.40	0		2015-031
43,100,000.00	2015/5/8	2017/5/7		•	7,595,991.23	0		2015-

									031
	400,000,000.00	2015/6/12	2016/6/12	1	-	-22,377,499.6	-22,377,499.6		2015-041
	3,313,420,000.00	—	—	—	407,834,212.28	141,808,432.04	—	—	

1  
2015-070

2015 7 30

2

√ □

				258,527.75		258,527.75	229,875.12	48.67%	2,054.85
			258,527.75	--	--	258,527.75	229,875.12	48.67%	2,054.85
)			2015	02	13				
)			2015	03	04				

	4	
	1	
	2	
	3	
4		

**3**

√

**3**


√

**1**

√

	163,335.93
	8,297.49

					125,042.46
					0
					7,715.83
					4.72%
( )			2010	648	
	A	5,600		30	168,000
	4,664.07			163,335.93	
			2010	208	
( )					





		14,192.35			14.9
3	2012 7 17				
			2012 8	2012	
				4	2012 8 13
		33,533.03			6,466.97
4.	2012 9 17	2012			“
	”	44,100			
		2012			“
		”	“	”	
		2012			
		“	”		
1	2010 6 28				
				5,146.27	
				C-17-4	128,348.8
2	2012 9 17	2012			
					5,146.27

3

√ □

		(1)		(2)	(3)=(2)/(1)				
		30,185.83	2,139.3	29,794.54	98.70%	2015 02 28	9,069.96		
	--	30,185.83	2,139.3	29,794.54	--	--	9,069.96	--	--
( )	2014 5 8		2013						
					7,715.83 30,185.83				
( )			Zoran	Broadcom	DVD				
					DVD				
( )	1		“	”					
			”	2012	“				
( )	2								
	3								
( )	4								
			2009	14.35	2013	53.19			
( )			ODM						
					2014 4 15				
( )					<a href="http://www.cninfo.com.cn">http://www.cninfo.com.cn</a>				
					2014-031				
( )	2015 1 13		2015						
					2014 12 31				
( )					2015 2 28				
					2014 12 31				
( )	2 28				2015				



4

2015	2015 08 25	

4

√ □

			1	73,879,660.05			

			(						
MTC Electronic Co., Limited				5	1,785,060,007.74	787,538,621.22	1,455,197,413.97	69,621,962.08	69,804,927.21
			LED LED	4,000	245,958,356.90	245,269,547.90	16,852,597.95	224,737.89	168,553.42
				1,000	2,666,669.12	2,314,821.21	297,094.00	198,227.96	198,227.96
				3,000	101,646,783.97	26,137,131.01	63,599,667.13	2,117,980.16	2,477,120.12

			LED LED LED  LED   DVD TFT LCD MID	50000	851,050,034.90	554,736,496.02	285,164,843.86	28,425,323.24	26,460,418.80
			;						
			;						
			;						
			;						
			;						
				20000	200,006,874.40	200,006,874.40	0.00	6,874.40	6,874.40

				4000	48,144,287.89	47,660,002.81	0.00	-1,714,997.19	-1,714,997.19

5

√ □

	12,000	1,236.82	12,688.82	100.00%	“ LED C-17-4 ” LED	2014 02 26	<a href="http://www.cninfo.com.cn">http://www.cninfo.com.cn</a>
	12,000	1,236.82	12,688.82	--	--	--	--

### 2015 1-9

2015 1-9

2015 1-9		-15.00%		0.00%
2015 1-9		42,758.83		50,304.51
2014 1-9				50,304.51

“ ”

□ √

“ ”

□ √

√ □  
 2015 6 2014 2014 12 31 1,601,787,759  
 10 0.26


□ √

√ □

2015 03 04					<a href="http://www.cninfo.com.cn/">http://www.cninfo.com.cn/</a>



2015 04 20					<a href="http://www.cninfo.com.cn/">http://www.cninfo.com.cn/</a>
2015 06 23					<a href="http://www.cninfo.com.cn/">http://www.cninfo.com.cn/</a>

--	--	--	--	--	--

1

2

3

3

7

4

5

6

7

8

✓

✓

✓

✓

**1**

✓

**2**

✓

			3				
--	--	--	---	--	--	--	--

							12 20					
							2015 1 15					
							/365+					

3

□ √

√ □

2012 7 27 > “ ” 2012 7 31 < 2012 10 12

2012 11 14 2012 2012 10 22

3,138,121 5.97 / 2012 12 10 139  
2012 12 13 2012 10 23

(<http://www.cninfo.com.cn>)

2012 12 11

(<http://www.cninfo.com.cn>)

2012-068

2013 10 18

285,000

2013 10 22

(<http://www.cninfo.com.cn>)

			2013-070			2013-		
071								
			300,000	450,000	25	45		
	2013	10 30			2013	11 1		
20		20	/	20	50%			
			450,000	394,000		0.0369%		
25	19	7.37 /	2014	1 2				
2014	1 3						(http://www.cninfo.com.cn)	
			2014-001					
	2013	12 2						
	12 13		1,768,871		133			2013
2013	12 10							
								(http://www.cninfo.com.cn)
	2014	10 24						
			267,450					
	2014	12 3						
								30%
	40%		2014	12 10				
1,884,010			2014	12 15				

**1**

□ √

**2**

□ √

---

**3**

✓

**4**

✓

**5**

✓

**1**

**1**

✓

**2**

✓

**3**

✓

**2**

✓


	2015 02 13	100,000	2015 01 29	10,000		2015.1.29 2016.1.28		
	2015 02 13	100,000	2015 03 12	5,000		2015.3.12 2016.3.12		
B1		150,000		B2		15,000		
B3		150,000		B4		15,000		
A1+B1+C1		150,000		A2+B2+C2		15,000		
A3+B3+C3		150,000		A4+B4+C4		15,000		
A4+B4+C4				3.18%				
D				0				
E 70%				15,000 <sup>1</sup>				
F 50%				0				
D+E+F				15,000				

1

70%

1

□ √






		( ; )	2010 03 09		
		2015-2017 1	2015 05 13	2018-06-30	

		2			
		A			
		B			
		30%			
		5,000			
		3			
		2015-			
		2017			

		10%			
		30% 4 2015-2017			
		5 2015-2017			
	;	2015 3 16	2015 03 16	2015-09-16	
	( )				



		3 1			
		“			
	;			2010 10	
	( )			30	
		”			
		“			

---


□ √

□ √

□ √

	18,389,465	1.15%				-2,623,514	-2,623,514	15,765,951	0.98%
3	18,389,465	1.15%				-2,623,514	-2,623,514	15,765,951	0.98%
	18,389,465	1.15%				-2,623,514	-2,623,514	15,765,951	0.98%
	1,583,665,744	98.85%				2,356,064	2,356,064	1,586,021,808	99.02%
1	1,583,665,744	98.85%				2,356,064	2,356,064	1,586,021,808	99.02%
	1,602,055,209	100.00%				-267,450	-267,450	1,601,787,759	100.00%

√ □

267,450  
267,450  
2,623,514

√ □

2014 10 24

267,450 1,602,055,209 1,601,787,759

2015 4 16

1,602,055,209 1,601,787,759 2015 5 13 2014

√ □

2015 5 29 267,450

□ √

□ √



□ √

			41,605					0
			8					
		5%	10					
		60.79%	973,730,313	-50,000,000		973,730,313		
		1.24%	19,909,615	-16,107,391		19,909,615		
		1.02%	16,378,818	0		16,378,818		
		0.78%	12,525,000	12,525,000		12,525,000		
	-018L-CT001	0.65%	10,475,896	10,475,896		10,475,896		
	-018L-FH002	0.62%	9,861,972	9,861,972		9,861,972		
		0.54%	8,724,872	8,724,872		8,724,872		
		0.50%	8,000,112	-48,000,009		8,000,112		
		0.47%	7,475,096	0	5,606,322			
		0.47%	7,475,095	0	5,606,321			
10								

3											
10											
			973,730,313					973,730,313			
			19,909,615					19,909,615			
			16,378,818					16,378,818			
			12,525,000					12,525,000			
-018L-CT001			10,475,896					10,475,896			
-018L-FH002			9,861,972					9,861,972			
			8,724,872					8,724,872			
			8,000,112					8,000,112			
			5,342,719					5,342,719			
			4,871,305					4,871,305			
10											
10											
10			10			10			10		
10			2014			12			31		
			10			0			2015		
						6			30		
4			4,871,305								

10                      10

□    √

10                      10

□ ✓

□ ✓

□ √

√ □

			1,390,114			1,390,114			
			7,475,095			7,475,095			
			7,475,096			7,475,096			
			498,339			498,339			
			1,031,106		100	1,031,006			
			135,000		33,750	101,250	135,000		101,250
			6,750	7,800		14,550	6,750		6,750
				500		500			
	--	--	18,011,500	8,300	33,850	17,985,950	141,750	0	108,000

√ □

			2015	03	25				
			2015	03	25				

---

			2015 04 16	
			2015 07 31	
			2015 07 31	
			2015 07 31	
			2015 07 31	

□ √

**1**

2015 06 30

	631,913,574.72	935,893,023.71
	28,176,534.74	0.00
	451,451,846.98	121,994,868.97
	1,237,572,498.13	1,381,947,162.86
	253,752,991.03	190,582,688.88
	174,669.32	7,002,848.77
	43,380,046.21	62,910,692.26
	1,148,310,004.93	693,482,331.81

	794,870,000.00	342,900,000.00
	1,323,314,055.07	1,121,947,012.83
	5,912,916,221.13	4,858,660,630.09
	400,000,000.00	0.00
	0.00	0.00
	895,361.01	923,887.75
	368,738,790.62	311,565,963.36
	628,167,668.04	565,698,608.22
	615.99	0.00
	185,218,968.70	187,325,605.59
	0.00	0.00
	41,812,556.15	41,812,556.15
	4,517,106.89	4,065,989.99
	16,422,317.88	20,395,408.60
	882,707,256.26	905,973,451.17
	2,528,480,641.54	2,037,761,470.83
	8,441,396,862.67	6,896,422,100.92
	2,247,114,791.89	1,212,621,715.58
	0.00	3,686,250.00
	270,000.00	479,240.00



	826,585,023.95	851,554,865.74
	21,314,261.91	30,039,801.32
	21,147,119.68	26,766,360.89
	32,752,974.16	45,990,028.14
	1,031,137.74	0.00
	26,050,803.04	318,187.79
	40,380,783.61	42,719,191.55
	7,787,787.32	7,787,787.32
	3,224,434,683.30	2,221,963,428.33
	80,000,000.00	0.00
	200,340,000.00	0.00
	44,480,215.92	44,251,387.71
	52,868,385.22	34,449,368.10
	115,772,206.51	108,748,114.48
	789,326.95	789,326.95
	494,250,134.60	188,238,197.24
	3,718,684,817.90	2,410,201,625.57
	1,601,787,759.00	1,601,787,759.00

	489,163,355.21	489,163,355.21
	8,577,114.27	8,577,114.27
	-13,700,120.81	-13,262,842.32
	235,141,965.64	235,141,965.64
	2,409,846,831.66	2,181,967,352.09
	4,713,662,676.43	4,486,220,475.35
	9,049,368.34	0.00
	4,722,712,044.77	4,486,220,475.35
	8,441,396,862.67	6,896,422,100.92

2

	430,429,125.54	756,941,917.17
	28,176,534.74	0.00
	429,871,871.49	98,010,230.83
	1,007,110,878.40	1,046,952,102.63
	199,353,765.40	52,245,416.13
	174,669.32	7,002,848.77
	650,674,050.13	895,110,316.71
	1,039,405,932.87	569,377,484.94
	404,770,000.00	292,900,000.00
	1,296,547,610.03	1,108,220,255.11
	5,486,514,437.92	4,826,760,572.29

	400,000,000.00	0.00
	353,868,920.01	113,868,920.01
	0.00	0.00
	178,948,759.67	148,228,918.93
	552,745,088.56	500,740,083.69
	136,392,560.50	137,951,724.77
	2,597,941.86	3,121,886.17
	12,034,401.81	16,602,156.25
	857,238,022.20	456,082,094.18
	2,493,825,694.61	1,376,595,784.00
	7,980,340,132.53	6,203,356,356.29
	1,418,378,400.00	324,307,000.00
	0.00	3,686,250.00
	0.00	0.00
	1,799,736,442.57	1,874,785,694.08
	15,648,236.57	23,207,565.08
	12,973,866.10	17,108,185.80
	30,739,415.56	38,409,043.00
	1,031,137.74	0.00
	26,050,803.04	318,187.79
	424,876,556.46	41,812,989.40

	7,787,787.32	7,787,787.32
	3,737,222,645.36	2,331,422,702.47
	200,340,000.00	0.00
	44,480,215.92	44,251,387.71
	24,168,340.88	24,449,368.10
	4,252,680.61	1,704,510.90
	789,326.95	789,326.95
	274,030,564.36	71,194,593.66
	4,011,253,209.72	2,402,617,296.13
	1,601,787,759.00	1,601,787,759.00
	489,010,784.21	489,010,784.21
	8,577,114.27	8,577,114.27
	0.00	0.00
	235,141,965.64	235,141,965.64
	1,651,723,528.23	1,483,375,665.58
	3,969,086,922.81	3,800,739,060.16
	7,980,340,132.53	6,203,356,356.29

3

--	--	--

	2,640,709,446.28	3,366,113,516.62
	2,640,709,446.28	3,366,113,516.62
	2,482,039,918.96	3,079,151,404.40
	2,328,483,235.01	2,870,535,668.91
	14,546,656.44	25,208,087.04
	74,903,867.81	80,455,107.24
	62,320,995.93	87,109,187.49
	12,405,295.86	-11,908,031.68
	-10,620,132.09	27,751,385.40
“ ”	31,862,784.74	-20,890,331.85
“ ”	101,633,166.93	31,033,035.04
“ ”		
“ ”	292,165,478.99	297,104,815.41
	28,281,387.45	32,833,777.71
	0.00	0.00
	848,780.18	1,549,788.94
	405,620.57	52,739.17
“ ”	319,598,086.26	328,388,804.18
	50,397,756.64	45,688,216.41

“ ”	269,200,329.62	282,700,587.77
	269,525,961.28	282,700,587.77
	-325,631.66	0.00
	-437,278.49	-8,142,700.57
	-437,278.49	-8,142,700.57
1.		
2.		
	-437,278.49	-8,142,700.57
1.		
2.		
3.		
4.		
5.	-437,278.49	-8,142,700.57
6.		
	0.00	0.00
	268,763,051.13	274,557,887.20
	269,088,682.79	274,557,887.20
	-325,631.66	0.00
	0.1683	0.1764
	0.1683	0.1764
	0.00	0.00

4

	2,217,140,328.61	3,039,871,460.90
	2,030,969,311.07	2,617,966,275.11
	12,888,767.38	23,576,131.97
	37,338,582.31	55,173,085.36
	40,969,420.26	68,974,977.87
	-9,410,694.47	-29,573,309.58
	-13,693,011.79	19,671,712.65
“ ”	31,862,784.74	-20,890,331.85
“ ”	76,121,384.25	30,375,500.79
	0.00	0.00
“ ”	226,062,122.84	293,567,756.46
	21,752,772.52	32,178,487.10
	0.00	0.00
	419,445.57	1,391,114.61
	405,620.57	52,739.17
“ ”	247,395,449.79	324,355,128.95
	37,401,105.43	46,520,991.91
“ ”	209,994,344.36	277,834,137.04
	0.00	-11,764,850.00
1.		
2.		
	0.00	-11,764,850.00
1.		

	0.00	-11,764,850.00
	209,994,344.36	266,069,287.04
	0.1311	0.1734
	0.1311	0.1734

5

	2,726,959,675.21	3,784,039,164.59
	116,154,123.01	110,632,096.30
	50,302,999.34	39,063,166.13
	2,893,416,797.56	3,933,734,427.02



	3,117,695,864.48	3,064,202,821.28
	121,647,760.02	139,339,409.94
	168,185,611.97	122,317,375.47
	117,285,621.18	184,161,943.10
	3,524,814,857.65	3,510,021,549.79
	-631,398,060.09	423,712,877.23
	101,633,166.93	31,033,035.04
	1,746,107.83	49,444.55
	475,766,993.49	1,871,688,897.00
	579,146,268.25	1,902,771,376.59
	37,918,243.57	205,185,196.11
	0.00	0.00
	0.00	0.00
	0.00	0.00
	1,248,430,420.25	1,915,506,926.85
	1,286,348,663.82	2,120,692,122.96
	-707,202,395.57	-217,920,746.37
	9,375,000.00	0.00
	9,375,000.00	0.00
	3,144,861,872.62	1,918,735,862.59

	200,000,000.00	0.00
	3,354,236,872.62	1,918,735,862.59
	2,030,368,796.31	2,494,484,297.00
	38,248,935.03	15,044,777.62
	7,838,674.63	7,102,596.84
	2,076,456,405.97	2,516,631,671.46
	1,277,780,466.65	-597,895,808.87
	17,119,780.02	16,205,716.60
	-43,700,208.99	-375,897,961.41
	662,388,171.87	1,007,088,527.99
	618,687,962.88	631,190,566.58

## 6

	2,122,889,124.88	3,528,983,177.72
	109,165,539.03	104,645,282.12
	21,471,745.30	89,107,980.59
	2,253,526,409.21	3,722,736,440.43
	1,818,303,289.47	3,129,483,767.89
	96,514,043.90	105,142,115.55
	128,218,794.29	116,515,833.69
	533,062,738.92	235,539,038.61
	2,576,098,866.58	3,586,680,755.74
	-322,572,457.37	136,055,684.69
	76,121,384.25	30,375,500.79

	4,131,854.59	1,583,270.95
	454,993,042.90	1,902,120,251.38
	535,246,281.74	1,934,079,023.12
	74,831,298.04	173,507,986.06
	240,000,000.00	0.00
	1,252,085,799.11	2,017,205,960.66
	1,566,917,097.15	2,190,713,946.72
	-1,031,670,815.41	-256,634,923.60
	0.00	0.00
	2,287,948,904.00	75,108,944.36
	200,000,000.00	0.00
	0.00	0.00
	2,487,948,904.00	75,108,944.36
	1,193,877,504.00	395,425,690.48
	29,029,161.81	4,550,643.98
	4,076,049.65	5,035,653.78
	1,226,982,715.46	405,011,988.24
	1,260,966,188.54	-329,903,043.88
	26,564,292.61	17,072,883.05
	-66,712,791.63	-433,409,399.74
	483,916,305.33	827,130,347.44
	417,203,513.70	393,720,947.70

	1,601,787,759.00				489,163,355.21	8,577,114.27	-13,262,842.32		235,141,965.64		2,181,967,352.09		4,486,220,475.35
	0.00				0.00	0.00			0.00		0.00	0.00	0.00
													0.00
													0.00
	1,601,787,759.00				489,163,355.21	8,577,114.27	-13,262,842.32		235,141,965.64		2,181,967,352.09	0.00	4,486,220,475.35
“ ”	0.00				0.00	0.00	-437,278.49	0.00	0.00	0.00	227,879,479.57	9,049,368.34	236,491,569.42
											269,525,961.28		269,525,961.28
	0.00				0.00	0.00	0.00	0.00	0.00	0.00	0.00	0.00	0.00
1	0.00				0.00	0.00			0.00		0.00		0.00
2	0.00				0.00	0.00			0.00		0.00	0.00	0.00
3					0.00				0.00		0.00	0.00	0.00
4													0.00
	0.00				0.00	0.00			0.00		-41,646,481.71	0.00	-41,646,481.71
1	0.00				0.00	0.00			0.00		0.00	0.00	0.00
2													0.00

3		0.00	0.00			0.00		41,646,481.71	0.00	41,646,481.71	
4	0.00	0.00	0.00			0.00		0.00	0.00	0.00	
	0.00	0.00	0.00	0.00	0.00	0.00	0.00	0.00	0.00	0.00	
1	0.00	0.00	0.00			0.00		0.00	0.00	0.00	
2	0.00	0.00	0.00			0.00		0.00	0.00	0.00	
3	0.00	0.00	0.00			0.00		0.00	0.00	0.00	
4		0.00	0.00			0.00		0.00	0.00	0.00	
										0.00	
1										0.00	
2										0.00	
	0.00										

	1,068, 321,80 6.00				1,022,6 79,672. 21	14,598, 255.79	- 14,842, 611.94		178,921 ,254.88		1,572,4 71,686. 53	0.00	3,812,9 53,551. 89
“ ”	533,46 5,953. 00	0.00	0.00	0.00	- 533,516 ,317.00	- 6,021,1 41.52	1,579,7 69.62	0.00	56,220, 710.76	0.00	609,495 ,665.56	0.00	673,266 ,923.46
											665,662 ,378.32		665,662 ,378.32
	0.00				1,919,0 00.00	0.00					53,998. 00		1,972,9 98.00
1	0.00				0.00						53,998. 00		53,998. 00
2	0.00				0.00								0.00
3	0.00				1,919,0 00.00								1,919,0 00.00
4													0.00
	0.00				0.00	0.00			56,220, 710.76		- 56,220, 710.76	0.00	0.00
1									56,220, 710.76		- 56,220, 710.76		0.00
2													0.00
3											0.00		0.00
4													0.00
	534,01 8,403. 00				- 534,018 ,403.00	0.00			0.00		0.00	0.00	0.00
1	534,01 8,403. 00				- 534,018 ,403.00	0.00			0.00		0.00		0.00
2													0.00

3													0.00
4													0.00
													0.00
1													0.00
2													0.00
	-				-	-	1,579,7						5,631,5
	552,45				1,416,9	6,021,1	69.62						47.14
	0.00				14.00	41.52							
	1,601,				489,163	8,577,1	-		235,141		2,181,9		4,486,2
	787,75				,355.21	14.27	13,262,		,965.64		67,352.	0.00	20,475.
	9.00						842.32				09		35

8

	1,601,78				489,010,7	8,577,114			235,141,9	1,483,3		3,800,739	
	7,759.00				84.21	.27			65.64	75,665.		,060.16	
										58			
	1,601,78				489,010,7	8,577,114			235,141,9	1,483,3		3,800,739	
	7,759.00				84.21	.27			65.64	75,665.		,060.16	
										58			
	0.00	0.00	0.00	0.00	0.00	0.00	0.00	0.00	0.00	168,347		168,347,8	
“ ”										,862.65		62.65	
	0.00				0.00	0.00			0.00	209,994		209,994,3	
										,344.36		44.36	
	0.00				0.00	0.00			0.00	0.00		0.00	
1	0.00				0.00	0.00			0.00	0.00		0.00	

2	0.00				0.00	0.00			0.00	0.00	0.00
3					0.00				0.00	0.00	0.00
4											0.00
	0.00				0.00	0.00			0.00	-	-
										41,646,481.71	41,646,481.71
1	0.00				0.00	0.00			0.00	0.00	0.00
2					0.00	0.00			0.00	-	-
										41,646,481.71	41,646,481.71
3	0.00				0.00	0.00			0.00	0.00	0.00
	0.00				0.00	0.00			0.00	0.00	0.00
1	0.00				0.00	0.00			0.00	0.00	0.00
2	0.00				0.00	0.00			0.00	0.00	0.00
3	0.00				0.00	0.00			0.00	0.00	0.00
4					0.00	0.00			0.00	0.00	0.00
											0.00
1											0.00
2											0.00
	0.00				0.00	0.00					0.00
	1,601,787,759.00				489,010,784.21	8,577,114.27			235,141,965.64	1,651,723,528.23	3,969,086,922.81



	1,068,321,806.00				1,022,527,101.21	14,598,255.79	0.00	0.00	178,921,254.88	977,335,270.73	3,232,507,177.03
“ ”	533,465,953.00	0.00	0.00	0.00	533,516,317.00	-6,021,141.52	0.00	0.00	56,220,710.76	506,040,394.85	568,231,883.13
										562,207,107.61	562,207,107.61
	0.00				1,919,000.00	0.00				53,998.00	1,972,998.00
1	0.00				0.00					53,998.00	53,998.00
2	0.00				0.00						0.00
3					1,919,000.00						1,919,000.00
4											0.00
	0.00				0.00	0.00			56,220,710.76	-56,220,710.76	0.00
1									56,220,710.76	-56,220,710.76	0.00
2										0.00	0.00
3											0.00
	534,018,403.00				534,018,403.00	0.00			0.00	0.00	0.00
1	534,018,403.00				534,018,403.00						0.00
2											0.00

3											0.00
4											0.00
											0.00
1											0.00
2											0.00
	-				-	-					4,051,777
	552,450.				1,416,914	6,021,141					.52
	00				.00	.52					
	1,601,78	0.00	0.00	0.00	489,010,7	8,577,114	0.00	0.00	235,141,9	1,483,3	3,800,739
	7,759.00				84.21	.27			65.64	75,665.	,060.16
										58	

( )

14

2007 6 1

440301102850794

160,178.7759

160,178.7759 ( 1 )

A 1,576.5951

A 158,602.1808

2010 6 10

DVD TFT LCD MID

MTC Electronic Co., Limited

10

1

2

12

1

2

1 1 12 31

3

12

4

MTC Electronic Co., Limited

5

1.

2.

6

33 —

7

8

9

1.

2.

”

“

10

1.

2.

(1)

(2)

(1)

(2)

(3)

1)

13 —

2)

14 —

(1)

(2)

3.

(1)

(2)

(1)

(2)

(1)

(2)

4.

(1)

(2)

(3)

5.

(1)

(2)

(3)

1)

2)

			50%	50%			12
12						20%	20%
50%		6	6		12		

11

1

	500 ( )
	10% 100 ( )
	10%

1	1	5.00%
1	2	10.00%
2	3	30.00%
3		50.00%
3	4	80.00%
4	5	100.00%

✓

✓

**3**


**12**

1.

2.

3.

4.

5.  
(1)

(2)

13

14

1.

2.

(1)

“ ” “ ”

(2)

1)

2)

“ ” “ ” “ ”

(3)

7 — 12 —

3.

4.

(1)

22 —



(2)

1)

“ ”

2)

“ ”

**15**

1.

2.

**16****1****2**

		30	10	3
		10	10	9
		5	10	18
		5	10	18
		5	10	18
		5	10	18

**3**

**17**

1.

2.

**18**

1.

2

(1)

1)

2)

3)

(2)

3

(3)

3

**19**

**20**

**21**

**1**

1.

2.

	( )
	50
	10

2

(1)

(2)

(3)

(4)

(5)

22

,

23

1

1

24

1

2

(1)

(2)

1)

2)

3)

**3**

(1)

(2)

**4**

**25**

1.

2.

**26**

(1)

(2)

(3)

27

28

1.

(1)

1)

2)

3)

4)

5)

(2)

(

)

(3)

2.

29

1

2

30

/

1.

2.

3.

4.

(1)

(2)

31

1

2

32

33

1

□ ✓

2

□ ✓

34

1

		17 6
		5
		7
	30%	1.2
		3
		2

	15.00
( )	16.50
	25.00
	15.00
	25.00
MTC Electronic Co., Limited	
( )	25.00
	15.00
	25.00
	25.00
	25.00

2

1.

2011 4

2011 100

17%

3%

2.

2014 9 30

GR201444200919

2014-2016

15%

2013 10 11

GR201344200671

2013-2015

15%

2014 9 29

GR201433000202

(2014-

2016 )

15%

?PX?P

3

1

--	--	--



	22,907.05	102,449.14
	624,482,861.75	928,173,528.65
	7,407,805.92	7,617,045.92
	631,913,574.72	935,893,023.71
	50,404,345.32	107,188,669.72

**2**

	28,176,534.74	
	28,176,534.74	
	28,176,534.74	0.00

**3**

□ √

**4****1**

	419,698,427.62	117,381,818.67
	31,753,419.36	4,613,050.30
	451,451,846.98	121,994,868.97

**2**

--	--

**3**

	161,790,653.17	
	161,790,653.17	

**4**

--	--

**5****1**


2	3	2,131,617.26	639,485.18	30.00%
3	4	764,934.67	382,467.34	50.00%
		1,297,311,083.39	66,096,906.71	5.09%

□ √

			(%)
	6,358,321.45		
	6,358,321.45		

**2**

1,635,780.97

0.00

--	--	--

**3**

--	--

--	--	--	--	--	--

**4**

		(%)	
	576,418,247.74	44.22	28,831,912.39
	86,213,183.36	6.61	4,310,659.17
	65,036,743.69	4.99	3,251,837.18
	29,891,668.05	2.29	1,508,286.85
	25,176,881.29	1.93	1,258,844.06

	782,736,724.13	60.04	39,161,539.65
--	----------------	-------	---------------

5

6

6

1

1	253,752,991.03	100.00%	189,375,871.43	99.37%
1 2			1,206,817.45	0.63%
	253,752,991.03	--	190,582,688.88	--

1

2

		(%)
	93,779,233.77	36.96
	84,259,703.97	33.21
	26,251,035.63	10.35
	18,993,579.12	7.49
	14,672,880.00	5.78
	237,956,432.49	93.79

7

1




1				
1	8,303,559.30		415,177.97	5.00%
1	8,303,559.30		415,177.97	5.00%
1 2	5,211,181.34		521,118.13	10.00%
2 3	1,912,302.48		573,690.74	30.00%
3 4	1,165,260.43		582,630.22	50.00%
4 5	478,067.72		382,454.18	80.00%
5	1,032,269.40		1,032,269.40	100.00%
	18,102,640.67		3,507,320.66	19.37%

√

√

			(%)
	1,003,547.40		
	27,332,681.57		
	448,497.23		
	28,784,726.20		

2

14,385.53

0.00 14,385.53

4

	13,727,559.47	25,058,474.36
	799,784.63	504,591.94
	320,860.10	1,509,601.92
	1,923,650.25	9,246,692.47
	25,409,031.32	26,320,675.72
	4,696,039.54	3,754,421.14
	10,441.56	9,169.84
	46,887,366.87	66,403,627.39

5

		25,409,031.32	1	54.19%	
		5,000,000.00	1-2	10.66%	500,000.00
		1,923,650.25	1	4.10%	
		1,894,896.81	1	4.04%	94,744.84
		1,273,825.31	2-3	2.72%	369,254.52
	--	35,501,403.69	--	75.72%	963,999.36

6

		1,923,650.25	1	2015 7-8
	--	1,923,650.25	--	--

7

8

10

1

	808,141,033.11	17,461,287.07	790,679,746.04	459,048,544.44	31,306,096.49	427,742,447.95
	24,180,988.93		24,180,988.93	1,197,793.58		1,197,793.58
	293,419,368.34	15,850,553.62	277,568,814.72	205,414,873.75	14,903,679.69	190,511,194.06
	62,203,097.57	6,322,642.33	55,880,455.24	86,791,437.69	12,760,541.47	74,030,896.22
	1,187,944,487.95	39,634,483.02	1,148,310,004.93	752,452,649.46	58,970,317.65	693,482,331.81

2

	31,306,096.49	-7,536,959.60		6,307,849.82		17,461,287.07
	14,903,679.69	7,112,900.58		6,166,026.65		15,850,553.62
	12,760,541.47	2,010,585.20		8,448,484.34		6,322,642.33
	58,970,317.65	1,586,526.18		20,922,360.81		39,634,483.02

3

4

--	--

11



--	--	--	--	--

12

	794,870,000.00	342,900,000.00
	794,870,000.00	342,900,000.00

1

1

13

	742,100,000.00	915,100,000.00
	465,000,000.00	185,000,000.00
	16,933,133.66	7,314,426.52
	74,305,563.00	14,532,586.31
	24,975,358.41	
	1,323,314,055.07	1,121,947,012.83

14

1

	400,000,000.00		400,000,000.00		0.00
	400,000,000.00		400,000,000.00		0.00

2

--	--	--	--	--

---

		400,000,000.00		400,000,000.00
--	--	----------------	--	----------------

**3**


**4**

--	--	--	--	--	--	--

**5**

--	--	--	--	--	--	--

**15**

**1**


**2**

--	--	--	--	--

**3**

---

**16****1**


**2****3****17**


3.				
1				
2				
4.	1,141,069.71			1,141,069.71
1.	217,181.96			217,181.96
2.	28,526.74			28,526.74
1	28,526.74			28,526.74
3.				
1				
2				
4.	245,708.70			245,708.70
1.				
2.				
1				
3				
1				
2				
4.				
1.	895,361.01			895,361.01
2.	923,887.75			923,887.75

2

□ √

**3**

--	--	--

1	0.00	371,779.09	0.00	446,084.81	532,731.65	23,809.00	1,374,404.55
4.	11,505,541.78	100,197,750.21	7,142,015.91	13,977,383.92	7,838,954.08	304,021.88	140,965,667.78
1.		40,061.50	217,408.07	89,223.33			346,692.90
2.							
1							
3.							
1							
4.		40,061.50	217,408.07	89,223.33			346,692.90
1.	50,057,588.05	290,704,367.35	9,159,310.27	9,890,105.54	8,676,982.60	250,436.81	368,738,790.62
2.	48,794,582.67	235,115,750.13	9,642,746.14	11,591,910.06	6,121,757.35	299,217.01	311,565,963.36

2

--	--	--	--	--	--

3

--	--	--	--

5

2

**21**

--	--	--

**22**

	615.99	0.00
	615.99	0.00

**23****1** √**2** √**24** √**25****1**

1.	202,645,444.57			2,335,913.46	204,981,358.03
2.				43,641.51	43,641.51
1				43,641.51	43,641.51
2					



3					
3.					
1					
4.	202,645,444.57			2,379,554.97	205,024,999.54
1.	17,099,215.44			556,537.00	17,655,752.44
2.	2,026,740.19			123,538.21	2,150,278.40
1	2,026,740.19			123,538.21	2,150,278.40
3.					
1					
4.	19,125,955.63			680,075.21	19,806,030.84
1.					
2.					
1					
3.					
1					
4.					
1.	183,519,488.94			1,699,479.76	185,218,968.70
2.	185,546,229.13			1,779,376.46	187,325,605.59

2

--	--	--	--

26

--	--	--	--	--

27

1

	71,906,853.63				71,906,853.63
	71,906,853.63				71,906,853.63

2

	30,094,297.48				30,094,297.48
	30,094,297.48				30,094,297.48

28

	2,013,803.91	1,979,565.54	2,074,204.42		1,919,165.03

SAP	1,703,252.92	651,983.26			2,355,236.18
	348,933.16		106,227.48		242,705.68
	4,065,989.99	2,631,548.80	2,180,431.90		4,517,106.89

29 /

1

	109,238,710.39	14,611,064.57	117,420,275.39	18,139,564.69
	9,091,615.93	1,363,742.39	8,862,787.71	1,329,418.16
	0.00	0.00	3,686,250.00	552,937.50
	1,031,137.73	154,670.66		
	1,952,268.40	292,840.26	2,489,921.73	373,488.25
	121,313,732.45	16,422,317.88	132,459,234.83	20,395,408.60

2

	3,138,809.20	470,821.38	3,205,043.89	480,756.58
	735,703,874.07	110,355,581.11	705,798,157.29	105,869,723.59
	28,351,204.07	4,252,680.61	7,002,848.77	1,050,427.32
	4,620,822.73	693,123.41	8,494,539.45	1,347,206.99
	771,814,710.07	115,772,206.51	724,500,589.40	108,748,114.48

3

		16,422,317.88		20,395,408.60
		115,772,206.51		108,748,114.48

4

		36,662,221.89	37,229,718.88
		3,507,320.66	9,504,103.13
		40,169,542.55	46,733,822.01

5

2015		1,334,949.97	
2016	1,720,949.46	1,720,949.46	
2017	1,762,193.08	1,762,193.08	
2018	7,374,072.96	7,374,072.96	
2019	25,037,553.41	25,037,553.41	
2020	767,452.98		
	36,662,221.89	37,229,718.88	--

30

		857,238,022.20	851,970,000.00
		25,469,234.06	54,003,451.17
		882,707,256.26	905,973,451.17

31

1

	0.00	0.00
	0.00	0.00
	397,390,500.00	171,332,000.00
	1,849,724,291.89	1,041,289,715.58
	2,247,114,791.89	1,212,621,715.58

	270,000.00	479,240.00
	270,000.00	479,240.00

270,000.00

35

1

	773,267,400.19	800,196,011.42
	47,023,422.36	49,227,667.41
	6,294,201.40	2,131,186.91
	826,585,023.95	851,554,865.74

2

1

--	--	--

36

1

	21,314,261.91	30,039,801.32
	21,314,261.91	30,039,801.32

2

1

--	--	--

3

--	--

37

1

	26,753,062.25	147,530,954.75	153,146,014.47	21,138,002.53
-	13,298.64	1,439,650.25	1,443,831.74	9,117.15
	26,766,360.89	148,970,605.00	154,589,846.21	21,147,119.68

2

1	26,724,448.68	144,436,348.90	150,046,439.83	21,114,357.75
2		994,950.00	994,950.00	0.00
3	25,513.19	741,634.37	746,014.90	21,132.66
	18,873.72	444,205.59	445,541.19	17,538.12
	6,200.76	148,006.79	151,356.88	2,850.67
	438.71	149,421.99	149,116.83	743.87
4		255,436.55	255,436.55	0.00
5	3,100.38	1,102,584.93	1,103,173.19	2,512.12
	26,753,062.25	147,530,954.75	153,146,014.47	21,138,002.53

3

1	10,373.88	1,122,602.27	1,125,718.67	7,257.48
2	2,924.76	317,047.98	318,113.07	1,859.67
	13,298.64	1,439,650.25	1,443,831.74	9,117.15

38

	0.00	706,487.46
	63,525.00	63,525.00
	14,802,358.09	25,940,835.08
	2,981,516.86	902,477.82
	1,143,349.03	3,011,329.01
	80,515.43	80,515.43
	373,326.37	373,326.37
	815,407.34	2,964,587.33
	11,667,799.00	11,946,944.64
	816,896.03	
	8,281.01	
	32,752,974.16	45,990,028.14

39

	1,031,137.74	0.00
	1,031,137.74	0.00

--	--	--

40



41

1

	11,954,607.91	10,759,598.47
	2,554,131.13	1,426,155.34
	3,602,784.79	9,146,000.36
	550,000.00	106,513.48
	21,719,259.78	21,280,923.90
	40,380,783.61	42,719,191.55

2

1

--	--	--

42

--	--	--

43

--	--	--

44

	7,787,787.32	7,787,787.32
	7,787,787.32	7,787,787.32

--	--	--	--	--	--	--	--	--	--	--	--	--

45

1

	80,000,000.00	0.00
	80,000,000.00	0.00

46

1

	200,000,000.00	0.00
	340,000.00	0.00
	200,340,000.00	0.00

2

3

4


47

1



48


1



2



49



50



	9,091,615.92	8,862,787.71	
	35,388,600.00	35,388,600.00	
	44,480,215.92	44,251,387.71	--

	2013 11		
	10,000.00	2013 12	6,000.00
2014		2014	

## 51

	34,449,368.10	20,000,000.00	1,580,982.88	52,868,385.22	
	34,449,368.10	20,000,000.00	1,580,982.88	52,868,385.22	--

						/
	24,449,368.10		281,027.22		24,168,340.88	
LED	10,000,000.00	20,000,000.00	1,299,955.66		28,700,044.34	
	34,449,368.10	20,000,000.00	1,580,982.88		52,868,385.22	--

1)

281,027.22

2)

[2014]158 2015

LED

20,000,000.00

## 52

	789,326.95	789,326.95

	789,326.95	789,326.95
--	------------	------------

53

		+ —					
	1,601,787,759. 00						1,601,787,759. 00

54

1

2


55

	484,041,169.21			484,041,169.21
	5,122,186.00			5,122,186.00
	489,163,355.21			489,163,355.21

56

-	8,577,114.27			8,577,114.27
	8,577,114.27			8,577,114.27

57

	-						-
	13,262,842.3	-437,278.49			-437,278.49		13,700,12
	2						0.81
	-						-
	13,262,842.3	-437,278.49			-437,278.49		13,700,12
	2						0.81
	-						-
	13,262,842.3	-437,278.49			-437,278.49	0.00	13,700,12
	2						0.81

58

--	--	--	--	--

59

	235,141,965.64		235,141,965.64
	235,141,965.64		235,141,965.64

60

--	--	--

	2,181,967,352.09	1,572,471,686.53
	2,181,967,352.09	1,572,471,686.53
	269,525,961.28	282,700,587.77
	41,646,481.71	-36,100.00
	2,409,846,831.66	1,855,208,374.30

- 1) 0.00
- 2) 0.00
- 3) 0.00
- 4) 0.00
- 5) 0.00

**61**

	2,570,770,230.49	2,280,842,714.05	3,249,126,594.91	2,786,681,841.76
	69,939,215.79	47,640,520.96	116,986,921.71	83,853,827.15
	2,640,709,446.28	2,328,483,235.01	3,366,113,516.62	2,870,535,668.91

**62**

	13,000.00	262,480.71
	8,467,699.57	14,551,603.68
	6,008,952.34	10,378,801.63
	39,404.53	15,201.02
	17,600.00	0.00
	14,546,656.44	25,208,087.04

**63**

	10,070,218.01	7,936,090.86

	19,477,071.69	26,973,226.13
	1,019,192.15	1,021,065.69
	1,191,388.22	979,962.71
	1,938,620.13	1,463,767.56
	309,665.57	601,702.64
	37,364.10	45,329.82
	754,937.30	787,147.91
	4,001,040.64	6,898,717.35
	21,063,059.02	12,840,811.69
	5,847,921.84	13,300,519.39
	643,121.14	
	8,550,268.00	7,606,765.49
	74,903,867.81	80,455,107.24


64

	20,545,822.88	20,279,452.41
	1,506,683.77	958,739.22
	419,648.69	514,225.08
	1,694,982.50	1,306,402.95
	34,544,522.99	53,527,082.13
	267,020.08	327,452.82
	2,428,244.22	2,525,428.12
	0.00	458,853.89
	44,486.49	5,980,845.63
	869,584.31	1,230,705.24
	62,320,995.93	87,109,187.49

65

--	--	--





69

	0.00	0.00	
	2,051.29	167,571.45	2,051.29
	2,051.29	167,571.45	2,051.29
	26,820,796.49	31,520,034.50	12,393,803.78
	355,901.80	401,506.73	355,901.80
	1,102,637.87	744,665.03	1,102,637.87
	28,281,387.45	32,833,777.71	13,854,394.74

			/
	14,377,018.81	30,637,980.50	
2013		256,900.00	
2013		19,676.00	
2013		250,000.00	
2013.10		27,500.00	
2013 3		47,978.00	
2012		130,000.00	
2013		150,000.00	
2014	1,000,000.00		
2014	600,000.00		
2014	2,000,000.00		
2014	37,770.00		





72

73

1

	1,948,394.46	1,880,073.07
	26,770,822.59	31,520,034.50
	21,583,782.29	5,663,058.56
	50,302,999.34	39,063,166.13

2

	64,339,500.96	72,519,016.38
	40,417,553.27	64,382,334.41
	12,528,566.95	47,260,592.31
	117,285,621.18	184,161,943.10

3

	260,279,240.00	785,125,124.00
	185,000,000.00	1,062,000,000.00
	10,487,753.49	24,563,773.00
	20,000,000.00	
	475,766,993.49	1,871,688,897.00

4

	0.00	259,800,000.00
	0.00	0.00
	848,430,420.25	1,654,723,121.23
	400,000,000.00	0.00
		983,805.62
	1,248,430,420.25	1,915,506,926.85

5

--	--	--

6

	7,838,674.63	7,102,596.84
	7,838,674.63	7,102,596.84

74

1

1	--	--
	269,200,329.62	282,700,587.77
	-10,620,132.09	27,751,385.40
	22,935,874.41	17,432,760.57
	2,150,278.40	2,124,389.06

	2,180,431.90	1,022,228.11
“ ”	796,642.66	-114,832.28
“ ”	-31,862,784.74	20,890,331.85
“ ”	10,328,248.39	-12,470,343.67
“ ”	-101,633,166.93	-31,033,035.04
“ ”	3,973,090.72	-581,698.72
“ ”	7,024,092.03	-6,645,337.11
“ ”	-435,491,838.49	-252,786,031.68
“ ”	-303,062,513.93	460,636,501.87
“ ”	-60,251,076.00	-85,214,028.90
	-7,065,536.04	0.00
	-631,398,060.09	423,712,877.23
2	--	--
3	--	--
	618,687,962.88	631,190,566.58
	662,388,171.87	1,007,088,527.99
	-43,700,208.99	-375,897,961.41

2

	--
	--
	--

3

--	--

	--
	--
	--

4

	618,687,962.88	662,388,171.87
	22,907.05	102,449.14
	618,665,055.83	662,285,722.73
	618,687,962.88	662,388,171.87

75

“ ”

76

	7,407,805.92	
	7,407,805.92	--

77

1

	33,115,794.16	6.1137	202,460,030.76
	313,819.19	6.8770	2,158,134.57
	711,999.11	0.7887	561,553.70
	58,443,779.43	6.1137	357,307,734.30



	367,580,327.43	6.1137	2,247,114,791.89
	24,481,553.28	6.1137	149,672,872.29
	11,224,000.00	0.0497	557,832.80

2

□ √

78

79

1

1

--	--	--	--	--	--	--	--	--

2

--	--

---

3



4


□ √

5


6

2


1



2



3



**3**

**4**

✓

✓

**5**

2014-12-11

20,000

100%

MTC Electronic Co., Limited					100.00%	
					100.00%	
				50.00%	50.00%	
				100.00%		
					100.00%	
				100.00%		
				81.01%		

---

--	--	--	--	--	--	--	--	--

4

5

2

1

2

--	--

3

1


20%

20%

2

	/	/

3

	/	/

---

**4**

	/	/
	--	--
	--	--
	--	--
	--	--

**5****6**

--	--	--	--

**7****8****4**

/
---

( )

1.

2.

2015 6 30

60.04%(2014 12

31 58.46%)

3.

(1)

		1	1-2	2	
	451,451,846.98				451,451,846.98
	6,358,321.45				6,358,321.45
	28,784,726.20				28,784,726.20
	174,669.32				174,669.32
	794,870,000.00				794,870,000.00
	1,323,314,055.07				1,323,314,055.07
	882,707,256.26				882,707,256.26
	3,487,660,875.28				3,487,660,875.28

	342,900,000.00				342,900,000.00
	1,100,100,000.00				1,100,100,000.00
	851,970,000.00				851,970,000.00
	2,632,997,395.32				2,632,997,395.32

(2)

( )

			1	1-3	3
	2,247,114,791.89	2,247,114,791.89	2,247,114,791.89		
	270,000.00	270,000.00	270,000.00		
	826,585,023.95	826,585,023.95	826,585,023.95		
	26,050,803.04	26,050,803.04	26,050,803.04		
	40,380,783.61	40,380,783.61	40,380,783.61		
	7,787,787.32	2,247,114,791.89	2,247,114,791.89		
	789,326.95	789,326.95		789,326.95	
	35,388,600.00	35,388,600.00		35,388,600.00	
	3,184,367,116.76	5,423,694,121.33	5,387,516,194.38	36,177,926.95	

( )

			1	1-3	3
	1,212,621,715.58	1,222,162,891.54	1,222,162,891.54		
	479,240.00	479,240.00	479,240.00		
	851,554,865.74	851,554,865.74	851,554,865.74		
	318,187.79	318,187.79	318,187.79		
	42,719,191.55	42,719,191.55	42,719,191.55		
	7,787,787.32	7,787,787.32	7,787,787.32		
	789,326.95	789,326.95		789,326.95	
	35,388,600.00	35,388,600.00		35,388,600.00	
	2,151,658,914.93	2,161,200,090.89	2,125,022,163.94	36,177,926.95	

( )

(1)



2015 6 30  
185,000 000.00 )

465,000,000.00 (2014 12 31  
50%

2015 6 30  
50%

2,394,208,022.20

(2)

1

	--	--	--	--
	28,176,534.74			28,176,534.74
1.	28,176,534.74			28,176,534.74
3	28,176,534.74			28,176,534.74
1	400,000,000.00			400,000,000.00
	428,176,534.74			428,176,534.74
	--	--	--	--

2

3

4

5

6

7

8

9

1

(	258		1,299.975	60.79%	60.79%
)	2015-160				

2007 2 12

1,299.975

--	--

4


5

1

/

		3,340.57			203,834.25
		19,858.81			-164,586.15
		49,143.60			0.00

/

( )		0.00	9,641.03
		0.00	4,864.92

2

/

/

/

/	/	/	/	/	/	/
---	---	---	---	---	---	---

/

/

/	/	/	/	/	/	/
---	---	---	---	---	---	---

/

**3**

/				
---	--	--	--	--

|

5


6

--	--	--	--

7

	4,888,900.00	1,234,400.00

8

6

1

		0.00		81,044.17	
		4,585.49		0.00	
		1,600,000.00		0.00	
		1,604,585.49		81,044.17	

2

		21,730.77	0.00

		0.00	15,273.32
		21,730.77	15,273.32

7

8

1

√ □

	0.00
	0.00
	0.00

(1) 2012

2012 7 27

“ ”

2012 7 31

2012

10 12

“ ”

2012 10 22

2012 11

14

2012 11 21 139

3,138,121

5.97 /

2012 12 10

2012 12 13

2012

4,707,181.50

2 2013

2012 11 21  
2012

190,000

285,000

“

”

2012

“

”

3.98 /

1,134,300.00

3 2013

2013 12 2

2013 12 13



4

5

1


2

1

2

3

1



2

3

4

1

63%

2 2015 8 18

220,000.00

17,800.3108

9.55%



1

1



2



2

3

1

2

4

5



6

1

(1)

(2)

(3)

2

--	--	--	--

3

4

2015 1-6

	1,802,612,719.92	1,593,771,974.52
	372,218,244.80	326,544,694.24
	3,743,024.33	2,777,149.34
MID	-8,261,533.04	-6,478,274.89
LED	400,457,774.48	364,227,170.84
	2,570,770,230.49	2,280,842,714.05

2014 1-6

	2,554,405,840.86	2,219,667,655.06
	291,481,986.36	231,166,278.25
	14,647,397.59	11,651,445.63
MID	75,702,599.24	67,718,455.93
LED	312,888,770.86	256,478,006.89
	3,249,126,594.91	2,786,681,841.76

7

2013 12

71,906,853.63

5

30,094,297.48

2014

2015

2016

8

1

1

	1,054,22		47,114,7		1,007,110				
	5,676.12	100.00%	97.72	4.47%					

64,948,029.34

2

1

	653,706, 985.24	100.00%	3,032,93 5.11	0.46%	650,674,0 50.13	898,305 ,133.38	100.00%	3,194,816 .67	0.36%	895,110,31 6.71
	653,706, 985.24	100.00%	3,032,93 5.11	0.46%	650,674,0 50.13	898,305 ,133.38	100.00%	3,194,816 .67	0.36%	895,110,31 6.71

□ √

√ □

	625,500.46		
	1,923,650.25		
	277,592.16		
	21,854,416.67		
	639,598,127.84		

2

0.00

161,881.56

--	--	--

3

--	--

--	--	--	--	--	--

4

	10,911,370.97	22,710,947.36
	614,916,968.30	837,876,648.36
	625,500.46	374,972.64
	277,592.16	1,502,652.06
	1,923,650.25	9,246,692.47
	21,854,416.67	23,323,454.69
	3,197,486.43	3,269,765.80
	653,706,985.24	898,305,133.38

5

		359,327,024.23	1	54.97%	
		56,844,142.65	1	8.70%	
		21,854,416.67	1	3.34%	
		5,000,000.00	1	0.76%	
		1,923,650.25	1	0.29%	
	--	444,949,233.80	--	68.06%	

6

		1,923,650.25	1	2015 7-9
	--	1,923,650.25	--	--

7

8

3

	386,458,790.00	32,589,869.99	353,868,920.01	146,458,790.00	32,589,869.99	113,868,920.01
	386,458,790.00	32,589,869.99	353,868,920.01	146,458,790.00	32,589,869.99	113,868,920.01

1

	70,190.00			70,190.00		
	30,000,000.00			30,000,000.00		
	20,000,000.00			20,000,000.00		
	95,388,600.00			95,388,600.00		32,589,869.99
	1,000,000.00			1,000,000.00		
		200,000,000.00		200,000,000.00		
		40,000,000.00		40,000,000.00		
	146,458,790.00	240,000,000.00		386,458,790.00		32,589,869.99

2


3

4

	2,149,643,984.66	1,983,639,516.92	2,928,211,678.00	2,541,461,409.90
	67,496,343.95	47,329,794.15	111,659,782.90	76,504,865.21
	2,217,140,328.61	2,030,969,311.07	3,039,871,460.90	2,617,966,275.11

5

		(%)
	1,067,154,515.66	48.13
	121,176,603.10	5.47
	94,666,941.99	4.27
	65,831,674.95	2.97



	63,782,854.71	2.88
	1,412,612,590.41	63.72

5

	5,009,375.08	25,559,932.17
	71,112,009.17	4,815,568.62
	76,121,384.25	30,375,500.79

6

1

√ □

	-796,642.66	
	12,393,803.78	
	3,857,539.46	
	31,862,784.74	

		<p>1</p> <p>“ +</p> <p>+ ”</p> <p>2</p> <p>97,775,627.47</p> <p>2011</p> <p>“ + +</p> <p>”</p> <p>3</p>
	<p>14,426,992.71</p>	<p>2000 25</p> <p>2000 577</p> <p>17%</p> <p>3%</p> <p>14%</p>

2

		/	/
	5.83%	0.1683	0.1683
	4.95%	0.1427	0.1427

**3**

**1**

$\sqrt{\quad}$

**2**

$\sqrt{\quad}$

**3**

**4**

1  
2  
3  
4

2015