

**Shenzhen MTC Co., Ltd.**

**2013**



**002429**

**2014 4 15**



.....	2
.....	6
.....	8
.....	10
.....	42
.....	51
.....	57
.....	66
.....	75
.....	78
.....	148


ODM

2014 2 1

1,808 13%

16.5 13.8%

58.33%

2014

8

---

			002429
	Shenzhen MTC Co., Ltd.		
	MTC		

	2005 04 04	A	440301102850794	44030677272966X	77272966-X
	2013 10 10	A	440301102850794	44030677272966X	77272966-X

	128 9

□ √

	2013	2012	(%)	2011
	6,776,119,797.60	6,456,908,623.59	4.94%	4,473,464,458.16
	635,885,520.22	536,320,658.54	18.56%	407,604,439.26
	609,743,920.08	511,149,334.49	19.29%	387,922,545.98
	86,888,924.47	359,819,720.11	-75.85%	-131,716,469.55
/	0.60	0.50	20.00%	0.38
/	0.60	0.50	20.00%	0.38
%	17.88%	17.30%	0.58	14.58%
	2013			



	3,706,521.44	4,171,010.00	10,736,829.44	
			134,944.44	
	2,261,766.72	24,103,657.52	12,657,299.69	
	20,890,331.85	434,816.92	-434,816.92	
	260,354.92	1,062,750.11	437,880.31	
	966,784.32	4,587,074.34	3,576,871.71	
	26,141,600.14	25,171,324.05	19,681,893.28	--

1 —

1 —

		2000 25	2000 577
			17%
		3%	
	26,206,525.80	14%	( )
		1	
			+ +
		2	
	56,196,595.13	2011	
		+ +	
		3	

2013

		2013	677,611.98
4.94%		63,588.55	18.56%
0.60	20.00%		

1

2 LED

		LED	LED	LED	
					LED
	LED		LED		
	2013		LED		
LED		66,070.98		120.16%	5,827.04
	500.18%				

3

			12.40
36.05	1	2	3

200 LED 10 LED

4

41.67%

42.23%

ODM

5

2012 7

2013 12

1

2

			%	
	6,543,532,200.07	6,326,956,187.00	3.42%	
	232,587,597.53	129,952,436.59	78.98%	1
	5,883,843,744.64	5,563,053,774.60	5.77%	
	20,890,331.85	434,816.92	4704.40%	2
	58,458,361.85	24,103,657.52	142.53%	3
	31,275,479.35	6,163,963.17	407.39%	4

1 78.98% 2013

2 4704.40% 2013

3 142.53%

4 407.39% 2013

			3,849,134,630.60
			56.80%
			%
1		2,393,654,408.46	35.32%
2		672,372,752.29	9.92%
3		317,466,516.59	4.69%
4		288,600,869.99	4.26%
5		177,040,083.27	2.61%
			3,849,134,630.60
			56.80%

2009

ODM

35.32%

3

		2013		2012		(%)
			%		%	
		5,700,934,305.09	96.89%	5,452,220,848.37	98.01%	-1.12%
		5,400,854,592.87	91.79%	5,160,119,434.88	92.76%	-0.97%

		126,626,519.41	2.15%	128,600,474.27	2.31%	-0.16%
		173,726,460.81	2.95%	163,500,939.22	2.94%	0.01%

		2013		2012		(%)
			%		%	
		4,724,240,248.80	80.29%	4,517,269,025.36	81.20%	-0.91%
		4,534,722,626.98	77.07%	4,335,214,049.10	77.93%	-0.86%
		76,801,973.72	1.31%	77,927,407.96	1.40%	-0.09%
		112,715,648.10	1.92%	104,127,568.30	1.87%	0.05%
		503,471,056.72	8.56%	609,847,849.63	10.96%	-2.40%
		439,501,534.66	7.47%	535,405,552.17	9.62%	-2.15%
		30,739,425.37	0.52%	35,403,497.21	0.64%	-0.12%
		33,230,096.69	0.56%	39,038,800.25	0.70%	-0.14%
		41,266,682.08	0.70%	128,174,687.57	2.30%	-1.60%
		36,160,095.27	0.61%	111,989,941.60	2.01%	-1.40%
		2,615,523.58	0.04%	7,733,676.12	0.14%	-0.10%
		2,764,331.23	0.05%	8,451,069.85	0.15%	-0.10%
LED		386,194,917.51	6.56%	196,929,285.81	3.54%	3.02%
		346,957,513.89	5.90%	177,509,892.01	3.19%	2.71%
		15,525,035.68	0.26%			

---

	2,100,224,800.10
%	



2		982,628,290.86		518.61%
		858,500,000.00		
3		1,535,900,852.57		268.01%
				1,136,642,993.04
		635,885,520.22		
	86,888,924.47	548,996,595.75		
42.23%			333,841,943.86	2014
			161,191,394.14	

			(%)	%	%	%
	6,543,532,200.06	5,700,934,305.09	12.88%	3.42%	4.56%	-0.95%
	5,319,320,191.53	4,724,240,248.80	11.19%	2.02%	4.58%	-2.17%
	634,445,460.43	503,471,056.72	20.64%	-15.22%	-17.44%	2.13%
	50,447,953.36	41,266,682.08	18.20%	-63.98%	-67.80%	9.70%
LED	490,250,028.92	386,194,917.51	21.22%	118.41%	96.11%	8.95%
MID	49,068,565.82	45,761,399.98	6.74%			
	2,727,002,697.77	2,334,059,858.81	14.41%	42.23%	44.10%	5.55
	3,816,529,502.29	3,366,874,446.28	11.78%	-13.45%	-12.15%	5.05

7,32

9,54

9,50

9759



5,32

9759

07,07      9750      15,34

1

	2013		2012		%	
		%		%		
	1,869,154,364.49	25.91%	1,901,201,751.10	35.29%	-9.38%	
	20,890,331.85	0.29%				1
	332,504,657.80	4.61%	172,534,079.89	3.20%	1.41%	2
	1,090,049,696.58	15.11%	916,178,330.63	17.00%	-1.89%	
	425,644,898.20	5.90%	264,453,504.06	4.91%	0.99%	3
	957,552,307.35	13.28%	911,563,658.72	16.92%	-3.64%	
	1,661,774,412.30	23.04%	726,788,211.02	13.49%	9.55%	4
	977,057.44	0.01%			0.01%	
	242,014,064.87	3.36%	192,599,559.95	3.57%	-0.21%	
	287,279,722.07	3.98%	59,634,607.57	1.11%	2.87%	5
	71,906,853.63	1.00%			1.00%	6

1

2013

2

92.72%

3

60.95%

9

12

4 128.65%

5 381.73%

6

2

	2013		2012		%	
		%		%		
-						
.						
.						

					20,890,331.85		20,890,331.85
--	--	--	--	--	---------------	--	---------------

□ √

ODM

ODM

ODM

1 T ! - | ã^• v ` A / ì E Å€ Ó• , P 5 m

ODM

ODM

ERP

“ ”

1

1 3

2

3

4

LED

LED

LED

LED

LED

1

1

		%
249,896,700.00	0	
		%
1		100%
2	LED                      LED	100%

1

1,000

500

50%

500

50%

100

50% 2013

12

100%

50%

2

2012

4,000

4,000

4,000

2

3

4

2

1

5				527 777 777,77	9759 3 55	9750 3 55	527 777 777,77	7	3 427 777,77	3 345 354,55		9755 1 3	9755 795
9				577 777 777,77	9759 59 3	9750 57 55	577 777 777,77	7	1 277 777,77	0 532 537,15		9755 1 3	9755 795
				5									
0				507 777 777,77	9750 0 2	9750 57 55	507 777 777,77	7	3 917 777,77	0 557 434,59		9750 0 3	9750 759
				9									
1				0 777 777,77	9750 5 5	9750 59 53	0 777 777,77	7	13 794,17	13 794,17		9750 5 9	9750 715
2				527 777 777,77	9750 5 90	9750 59 05	527 777 777,77	7	52 077 777,77	9 491 324,20		9750 5 94	9750 721
				1									
3				597 777 777,77	9750 57 5	9750 59 3	597 777 777,77	7	5 035 732,53	549 543,45		9750 57 57	9750 732
				0									
4				977 777 777,77	9750 57 99	9751 9 55		7	0 937 940,34			9750 57 91	9750 740
5				07 777 777,77	9750 57 91	9751 5 94		7	041 431,29			9750 57 92	9750 742
3				597 777 777,77	9750 59 59	9751 0 59		7	5 442 019,14			9750 59 50	9750 754
57				937 777 777,77	9750 59 92	9751 1 5		7	1 391 573,23			9750 59 94	9750 737
55				37 777 777,77	9759 5 4	9750 9							

95				12 277 777,77	9750 57 05	9751 57 05		7	9 407 777,77			9750 55 5	9750 743
99				577 777 777,77	9759 3 94	9750 3 94	577 777 777,77	7	2 927 777,77	2 927 777,77		9755 3 90	9755 727
90				527 777 777,77	9759 5 54	9750 5 53	527 777 777,77	7	4 470 502,39	4 470 502,39		9755 3 90	9755 727
91				017 777 777,77	9750 4 57	9751 4 57		7	97 737 777,77			9750 4 55	9750 711
92				47 777 777,77	9750 0 95	9750 3 55	47 777 777,77	7	5 124 354,55	5 124 354,55		9750 0 99	9750 752
93				22 777 777,77	9750 0 95	9750 3 97	22 777 777,77	7	295 735,13	295 735,13		9750 0 99	9750 752
94				22 777 777,77	9750 3 97	9750 3 55	22 777 777,77	7	390 502,39	390 502,39		9750 3 99	9750 703
95				27 777 777,77	9750 3 90	9751 0 91		7	5 714 590,93			9750 3 92	9750 739
93				47 777 777,77	9750 3 90	9750 59 90	47 777 777,77	7	409 353,07	409 353,07		9750 3 92	9750 739
07				47 777 777,77	9750 59 07	9751 0 95		7	544 253,71			9750 59 05	9750 735
05				97 777 777,77	9750 3 2	9750 3 3	97 777 777,77	7	547 459,00	547 459,00		9750 3 2	9750 702
09				27 777 777,77	9750 55 93	9750 59 53	27 777 777,77	7	32 143,12	32 143,12		9750 59 0	9750 757
00				12 777 777,77	9750 59 90	9751 5 4		7	52 735,13			9750 59 92	9750 753
01				504 777 777,77	9750 4 92	9751 5 90		7	0 014 071,55			9750 4 92	9750 714
02				555 777 777,77	9750 5 9	9751 5 5		7	3 593 277,77			9750 5 0	9750 713
03				504 777 777,77	9750 5 5	9750 59 53	504 777 777,77	7	9 575 354,55	9 575 354,55		9750 5 9	9750 715
04				597 777 777,77	9750 59 92	9751 1 5		7	5 530 335,30			9750 59 94	9750 737
05				97 777 777,77	9750 3 55	9750 57 55	97 777 777,77	7	50 000,00	50 000,01		9750 3 59	9750 724
03				17 777 777,77	9750 3 55	9750 55 99	17 777 777,77	7	027 944,45	027 944,45		9750 3 91	9750 723
17				97 777 777,77	9750 3 55	9750 57 55	97 777 777,77	7	59 777,77	59 777,77		9750 3 91	9750 723
				0 345 277 777,77			9 197 777 777,77	7	595 549 329,94	25 125 035,52			



1	2011	4	9		2011-021	2013	12	6	4,500,000.00	2013	10
18				3,895,890.41							
2	2013	3	6		2013-012	2014	3	4	6,240,000.00	2013	
10	18			3,880,767.12							
3	2013	10	10		2013-065	2014	1	8	1,361,095.89		
2013	12	6		872,876.71							
4	2013	8	27		2013-054	2015	8	23	15,300,000.00		
2013	12	31		2,724,657.53							
5											
6											

2

					0			0	0	28,264.21 USD	45.04%		
					0			0	0	28,264.21 USD	45.04%		

2013 1 21

	2
	3
	4

3

**3**

1

	163,335.93
	20,301.16
	91,053.92
	0
	0
	0%
( )	

---

		2010	648		
		A	5,600		30
168,000			4,664.07		163,335.93
2010	208				
( )					
		70,752.76			
8,043.20	2013		20,301.16	2013	

	--				69,192.35	--	--	0	--	--	
	--	50,000	50,000	20,301.16	91,053.92	--	--	0	--	--	
	1	2011	7	8						2011	
	8	1									
	[2011]0110		2012	8	13				[2012]021		
	2012	9	17		2012						
	”		“		”	“					
	2	2014				2012	12	31	2014	3	31
											2014
	7	31				2014	12	31			
			2015	2	28						
	1	2010	12	13				15,000			
	2	2011	7	11				15,000			
	15,000				14,192.35						
		14.9									
	3	2012	7	17							
								2012	8		2012
											4
		2012	8	13				33,533.03			
	6,466.97										
	2012										
	“				”	“				”	

	2012	“	”

				2,000	432,980,013.24	88,403,218.36	660,709,764.53	66,652,094.68	58,270,393.99
				5	1,516,493,729.14	653,250,204.89	1,961,544,657.54	230,693,258.79	230,693,258.79
				4,000	249,325,472.17	243,991,520.94	54,802,914.57	-4,816,553.06	-4,816,553.06
				1,000	29,296,690.40	718,389.40	28,260,598.33	-1,281,610.60	-1,281,610.60
				3,000	72,847,597.70	23,481,746.36			

	1	2	2013
	3		
			2013

			-128.16
			-64.08

5

2014

LED

2014

LED

IT

ODM

ODM

LED

lightbar

LED

100%

ODM

LED

LED



LED

LED

LED

LED

LED

4  
 2013 +  
 + + “ ” “ ” “ ”  
 2013 12  
 2014

1

2013 4 25  
 330106000267093 1,000.00  
 200.00 100 50% 100  
 50%  
 2013 12 100%

50%

2.

2013 12  
 10,000 100% 2013 12 5  
 2013 12 20 6,000.00  
 2013 12


2012 5 4

2012 5 18

&gt;

&lt;

2012 43

2012-2014

[2013]110

3

1							
				80%			
2							
				40%			
3							
				20%			
<b>3</b>							
1	2011	2011	12	31	708,813,750		10
2					141,762,750.00		500,256,331.57
2	2012	2012	12	31	711,951,871.00		10
2					142,390,374.20		682,348,595.62
						10	5
					1,067,927,806		
3	2013	2013	12	31	1,068,321,806		
					285,000		1,068,036,806
			10	5	534,018,403		
							1,602,055,209

			%
2013	0.00	635,885,520.22	0%
2012	142,390,374.20	536,320,658.54	26.55%
2011	141,762,750.00	407,604,439.26	34.78%

2011	LED	LED	LED	LED			
	2014	2	5	15			
	2014						
	2013						
2012	2013	)	, 10	5	(2011		LED
		53.96%	28,415.31				
		30%					
			3				
[2013]43				2014	3	21	
2013							
		29				93.10%	
		86.21%					
	2013						
			10	5			

10		0
10		0
10		5
		1,068,036,806
		977,335,270.73
		0.00
		2013
	327,762,972.34	10%
32,776,297.23	824,738,969.82	2012
142,390,374.20	2013 12 31	977,335,270.73
	985,112,066.91	

285,000

2013 12 31

1,068,321,806

1,068,036,806

2011 -2013

3.45

2013 01 30				24	<a href="http://www.cninfo.com.cn/">http://www.cninfo.com.cn/</a>
2013 02 28					

---

2013 04 26					<a href="http://www.cninfo.com.cn/">http://www.cninfo.com.cn/</a>
---------------	--	--	--	--	---



29					
2013 10 14					<a href="http://www.cninfo.com.cn/">http://www.cninfo.com.cn/</a>
2013 10 23					<a href="http://www.cninfo.com.cn/">http://www.cninfo.com.cn/</a>
2013 10 31					<a href="http://www.cninfo.com.cn/">http://www.cninfo.com.cn/</a>
2013 11 08				( )	<a href="http://www.cninfo.com.cn/">http://www.cninfo.com.cn/</a>
2013 11 19					<a href="http://www.cninfo.com.cn/">http://www.cninfo.com.cn/</a>
2013 11 20					<a href="http://www.cninfo.com.cn/">http://www.cninfo.com.cn/</a>
2013 11 22					<a href="http://www.cninfo.com.cn/">http://www.cninfo.com.cn/</a>
2013 11 27					<a href="http://www.cninfo.com.cn/">http://www.cninfo.com.cn/</a>
2013 12 20				( )	<a href="http://www.cninfo.com.cn/">http://www.cninfo.com.cn/</a>
2013 12 25					<a href="http://www.cninfo.com.cn/">http://www.cninfo.com.cn/</a>

--	--	--	--	--	--	--





3,138,121 5.97 / 2012 12 10

2012 12 13 2012 10 23

(http://www.cninfo.com.cn) 2012 12

11

(http://www.cninfo.com.cn) 2012-068

2013 10 18

285,000

2013 10 22

(http://www.cninfo.com.cn)

2013-070

2013-071

300,000

450,000 25 45 2013 10 30

2013 11 1 20

20 / 20 50%

450,000 394,000 0.0369% 25 19

7.37 / 2014 1 2 2014

1 3

(http://www.cninfo.com.cn) 2014-001

2013 12 2

2013 12 13

1,768,871

133

2013 12 10

<http://www.cninfo.com.cn>

2013-086

1

1

2

3

10%

2

A1					A2			
A3					A4			

2011-10-20	2,000 RMB	2011-12-19	101.61(RMB)		2012-7-6	2013-1-6			
			280 USD		2012-12-18	2013-3-18			
2012-8-8	3,000 RMB	2012-9-20	300(USD)		2012-10-20	2013-1-20			
			150(USD)		2012-11-12	2013-2-12			
	3,000 RMB	2012-10-29	117.43(RMB)		2013-1-25	2013-7-25			
	3,000 RMB	2012.12.14	475(USD)		2012-12-18	2013-12-13			
475(USD)				2013-12-13	2014-1-27				

30,000 RMB

2012.11.30

D	70%	6956.73(RMB)
	C	

			09	10 6	2013 9	
			2010 09	03		6 12
	(	)	2010 09	03		
			2012 29	06	2012 6 29 2013 3 1	
			2012 31	07		



1

|

|



		(%)							(%)
	473,197,429	66.46%	394,000		6,119,690	-462,704,419	-456,190,729	17,006,700	1.59%
3	473,197,429	66.46%	394,000		6,119,690	-462,704,419	-456,190,729	17,006,700	1.59%
	454,991,250	63.91%				-454,991,250	-454,991,250		

12 20 19 2,903,780.00

394,000 2014 1 2

2014 1 7

4

356,369,935

5.3745 3.5817

1

	2010 05 31	30 /	56,000,000	2010 06 10	472,542,500			
	2012 11 21	5.97 /	3,138,121	2012 12 13	3,138,121			
	2013 10 30	7.37 /	394,000	2014 01 07	394,000			

1 [2010]648 2010 5 31

A 5600 1

30 [2010]189 2010 6 10

2

2

2011 7 2010

472,542,500 10 3  
 10 5 2010 708,813,750  
 2012 11 3,138,121  
 711,951,871  
 2013 6 2012 711,951,871  
 10 2 10  
 5 1,067,927,806  
 2013 10 394,000  
 1,068,321,806  
 3

1

			20,238	1		5		24,536
			5%		10			
		%						
		63.88%	682,486,875	227,495,625		682,486,875		
		4.10%	43,764,591	43,764,591		43,764,591		
		2.60%	27,765,453	27,765,453		27,765,453		
		2.42%	25,864,884	7,270,815		25,864,884		

		2.35%	25,131,637	5,429,387		25,131,637		
		1.02%	10,919,212	439,212		10,919,212		
		0.73%	7,786,302	-2,070,601		7,786,302		
		0.70%	7,501,375	7,501,375		7,501,375		
		0.62%	6,644,530	738,280	6,644,530	0		
		0.55%	5,847,358	1,949,119		5,847,358		
10								
					682,486,875		682,486,875	
					43,764,591		43,764,591	
					27,765,453		27,765,453	
					25,864,884		25,864,884	
					25,131,637		25,131,637	
					10,919,212		10,919,212	

		7,786,302		7,786,302
		7,501,375		7,501,375
		5,847,358		5,847,358
		5,115,047		5,115,047
10	10 10	10	10	10

1 2013 12 31  
100 20,238 19  
394,000 2013 12 24  
2014 1 2 2014 1  
7 1,068,321,806


2

	/				
		2007 02 12	79920722-0	1,299.975	
		72.27	2013	8009.84	

--	--

3

5	1965 2005 4 -2007 5 8	2007 6 2010 2007 6



4

10%



				49	2013 06 03	2016 05 26	617,828	308,915			926,743
				40	2013 05 27	2016 05 26	5,906,250	2,214,843	1,476,563	6,644,530	
					2013 06 03	2016 05 26					
				46	2013 05 27	2016 05 26	4,429,687	1,661,132	1,107,422	4,983,397	
					2014 02 25	2016 05 26					
				43	2013 05 27	2016 05 26					
					2013 06 03	2016 05 26					
					2013 07 05	2016 05 26					
				34	2013 05 27	2016 05 26	393,750	172,275	123,057	442,968	
					2013 06 03	2016 05 26					

2012

10 5

1 5

1

5	1965 2007 6 2010 8 2005 4 -2007 2007 6
11	1974 2009 11 2010 8 2005 4 -2009 2010 8 2007 5
	1968 2004-2005 2005 4 2013 5 2007 5 2014 2
	1968 1999 2007 7

	( H )
2013 5	
	1976 2008 7 2011 6 2011 7 2012 7 2012 8 2013 5

2

	1977 2005 12 TV TV 2011 2
2011 4	
	1970 2010 2005 9 2009 6 5 2011 6 2011 9 2012 6
	1972 2005 2007 5

3

	1982 2007 5 2011 5 2011 6 2013 7 2011 6

2

			2011 09 20	
			2011 09 20	
			2011 09 20	

			1999 08 01		
			2011 09 20		

3

			2011 05 16		
		( )	2011 04 21		
			2012 10 17		
			2013 12 04		
			2014 03 07		
			2008 04 18		
			2012 10 17		
			2011 04 21		
			2012 10 17		
			2012 10 17		
			2013 04 25		
			2013 04 25		
			2013 12 04		
			2014 03 07		

2003

			2010 01 01		
			2012 08 21	2015 08 20	
			2011 08 29	2014 08 29	
			1997 06 01		
			2010 06 18		
			2012 08 01		

1

1

2

3

2

			49		71.46		71.46
			40		63.53		63.53
			46		22.05		22.05
			43		46.30		46.3
			34		35.03		35.03
			46		0		0
			51		4.08		4.08
			61		4.08		4.08
			38		4.08		4.08
			37		29.30		29.3
			42		26.52		26.52
			44		18.86		18.86
			32		34.90		34.9
			43		2.92		2.92
			47		2.92		2.92
			51		2.92		2.92
			38		33.52		33.52
			35		33.24		33.24
	--	--	--	--	435.71		435.71

3

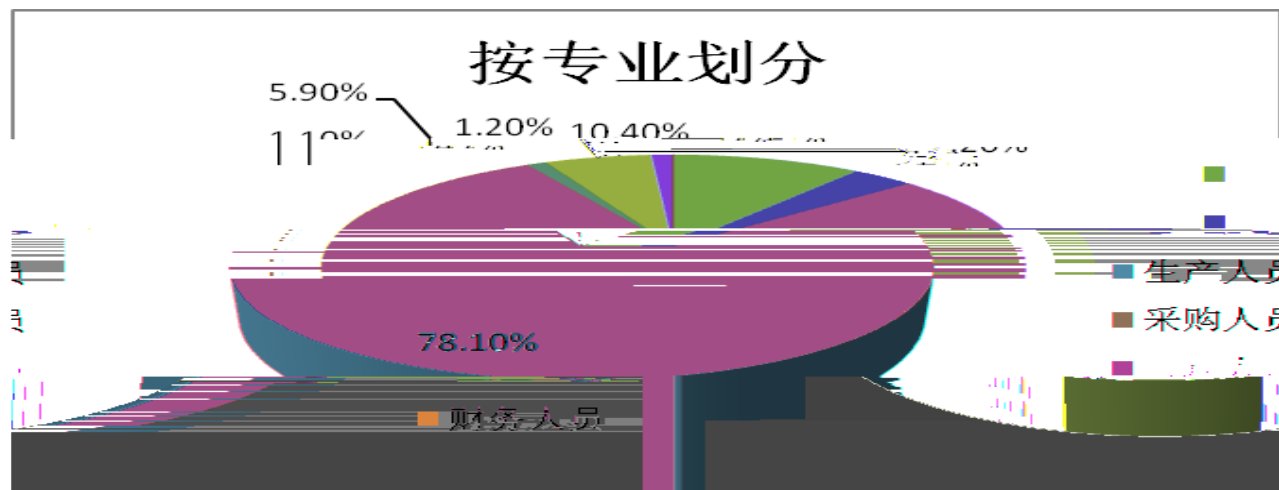
					/			/	
					13.50	100,000		5.97	90,000

					13.5	50,835		5.97	76,252
	--	0	0	--	--	150,835	0	--	166,252
		2012	11			100,000	50,835	5.97	/
		2012				10	2		
		10	5				15,000	76,252	2013
	12								
	40%	2013	12	31		22,500	90,000		
		30,500			45,752				

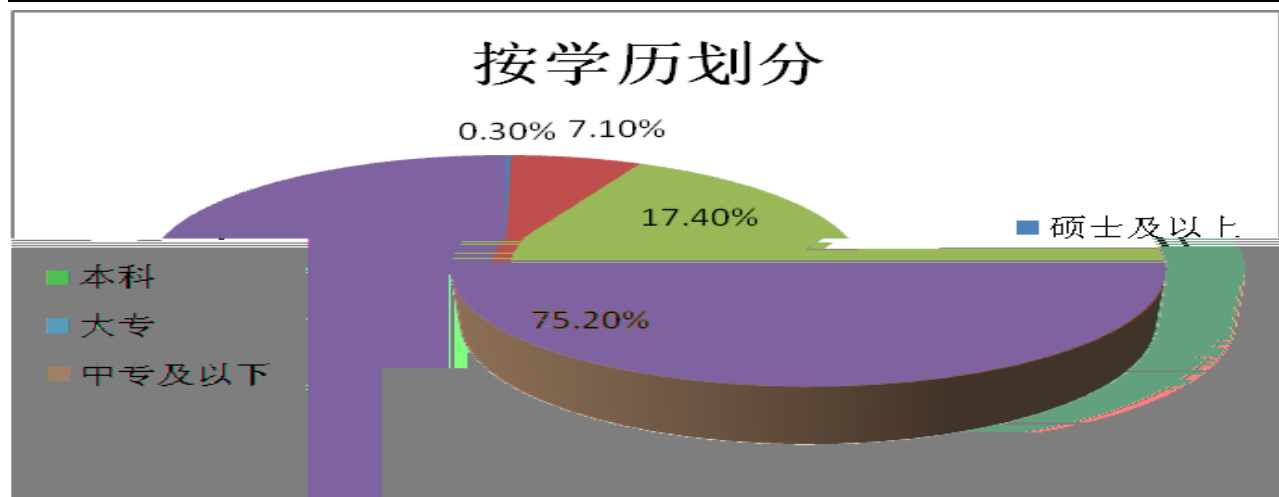
			2013	5 27
			2013	5 27
			2013	5 27
			2013	7 5
			2013	5 26
			2013	5 26
			2013	5 26
			2013	5 26
			2013	5 26

		%
	562	10.4%
	182	3.4%
	4,241	78.1%
	57	1.1%
	321	5.9%

	65	1.20%
	5,428	100.00%



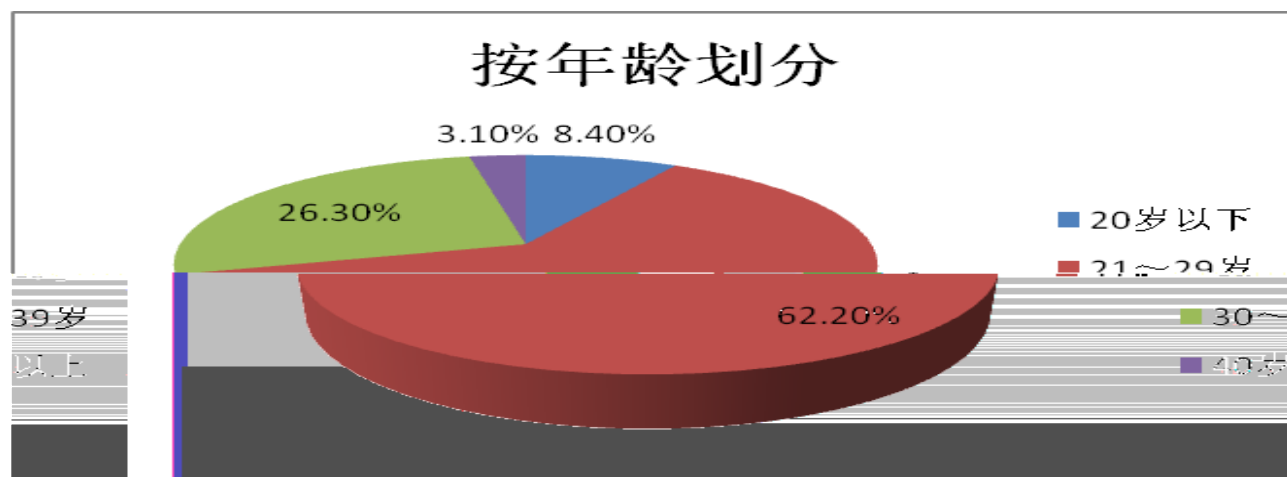
		%
	15	0.3%
	384	7.1%
	945	17.4%
	4,084	75.2%
	5,428	100.0%



		%
20	457	8.4%
21-29	3,376	62.2%
30-39	1,425	26.3%
40	170	3.1%



	5,428	100.0%
--	-------	--------



ERP

PPT

1

2

3

2013 5

9

3

4

5

6

7

8


1)

2)

<http://irm.cninfo.com.cn/szse/>

3

28



---

10		2013-10-12	
----	--	------------	--

1

--	--	--	--	--	--

2012

2013 04  
23

			0.0055%	3,000	
			0.0006%		
	2012		487,742,688	99.9939%	2013 04
		26,950	0.0055%	3,000	24
			0.0006%		
	<		487,742,688	99.9939%	2013 04
		26,950	0.0055%	3,000	24
	>		0.0006%		
	2012		487,742,688	99.9939%	2013 04
		26,950	0.0055%	3,000	24
			0.0006%		

2

	2013 02 05		460,897,500	2013 02 06	
			100% 0 0		
2013	2013 02 05		460,897,500	2013 02 06	www.cninfo.com.cn 2013
			100% 0 0		
	2013 02 05	2013	460,897,500	2013 02 06	2013-006
			100% 0 0		
2013	2013 03 18	<	455,901,250	2013 03 19	
		>	100% 0 0		www.cninfo.com.cn 2013
	2013 03		455,901,250	2013 03	

18

<  
>

1

	7	1	5	1	0	
	7	2	5	0	0	
	7	2	5	0	0	
	6	1	5	0	0	
	6	1	5	0	0	
	6	1	5	0	0	
						4

2

1	2013 03 01		
2	2013 04 02		
3	2013 05 11		
4	2013 06 03		
5	2013 08 09	2013	
6	2013 10 18		
7	2013 10 30		
8	2013 12 02		

3

2013 6

1

100%

2

2013

4

2013

3

4

4

2012



□ √

1

) (

2013 3 39

[2011]31

2011 5

2012 2013

[2012]66

[2012]105

2011

2013

2014 04 ~~SECRET~~

2014 3-179	
2013 12 31	
	2014 04 15
	<a href="http://www.cninfo.com.cn">http://www.cninfo.com.cn</a>

√

√



2013 12 31

2013

---























---


---


---











---


---














!










---



---










--	--	--	--	--
















--	--	--



---

---

--	--	--	--








---



---

--	--	--	--










---

---

--	--	--	--	--


---
















--	--	--	--	--

---


















--	--	--	--	--



---




---

--	--	--	--

---





---

---

--	--

---










---








---

--	--	--	--	--	--














---




1

2

3

4

2013

5